

Move-in Checklist

Print this page to use when you're packing!



STUDENT AFFAIRS
HOUSING SERVICES
VIRGINIA TECH.

Toiletries and Hygiene

- COMBS & BRUSHES
- BLOW-DRYER
- DEODORANT
- HAND SANITIZER
- MAKEUP
- MOISTURIZER
- PERSONAL THERMOMETER
- SHAMPOO/CONDITIONER
- SHAVING CREAM/RAZORS
- STRAIGHTENERS
- CURLERS
- TOOTHBRUSH & PASTE

In the Classroom

- BINDERS
- COMPOSITION BOOKS
- PENS, PENCILS, MARKERS
- INDEX CARDS
- STAPLER
- SCISSORS
- POST-IT NOTES

Linens

- BATH TOWELS
- WASHCLOTHS
- BEDDING AND BLANKETS
- PILLOWCASES
- PILLOWS
- SHEETS FOR WARM AND COLD WEATHER

Laundry and Cleaning

- BROOM/VACUUM
- DISINFECTANT SPRAY
- DRYER SHEETS
- GLASS CLEANER
- LAUNDRY BAG/HAMPER
- PAPER TOWELS
- QUARTERS FOR LAUNDRY
- SURFACE CLEANER

Money and Documents

- ATM CARD
- BIRTH CERTIFICATE
- CHECKBOOK
- CREDIT CARDS
- DRIVER'S LICENSE
- EMERGENCY CONTACT NUMBERS
- SOCIAL SECURITY CARD/WORK DOCUMENTS FOR ON-CAMPUS WORK

And More!

- YOUR NUMBERS: STUDENT ID, VT USERNAME AND PASSWORD, SOCIAL SECURITY NUMBER, AND ANY PIN NUMBERS FOR BANKING
- A LOCKBOX OR SMALL SAFE FOR KEEPING PERSONAL ITEMS & INFO SECURE
- MEDICATIONS/EMERGENCY KIT
- COMMAND STRIPS/UTILITY HOOKS
- DECORATIONS (THAT MEET VT SAFETY POLICY)

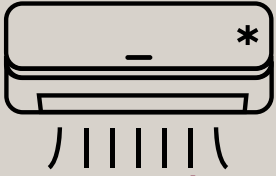
Cooking and Food

- DISHES AND UTENSILS
- HEALTHY SNACKS (NON-PERISHABLE)
- MICROWAVABLE MEALS
- MUGS
- REUSABLE CUPS
- REUSABLE MICROWAVE CONTAINERS
- REUSABLE WATER BOTTLE


Electronics/Appliances

- CELL PHONE & CHARGER
- EAR PLUGS/EAR BUDS
- CLOTHING IRON
- COFFEE MAKER/TEA POT (WITH COVERED COILS)
- FLASH DRIVES
- LAMPS (NO HALOGEN BULBS OR HIGH INTENSITY LAMPS)
- LAPTOP & CABLES
- UL LISTED SURGE PROTECTORS (NO MORE THAN 2 PER STUDENT)
- TELEVISION

What to Leave at Home



Air conditioners




Space heaters




Any open-coiled appliance



Grills of any kind



Plug-in air fresheners



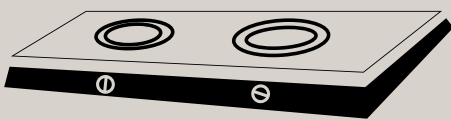
Ovens



Candles



Toasters



Electric stoves



Electric blankets

CHECKLIST FOR A SUSTAINABLE MOVE IN

At Virginia Tech, we are committed to packing smart and sustainably for each academic year. Check out the tips below to see how you can be a more sustainable Hokie!

> *DITCH THE CARDBOARD & REUSE*

Consider packing your items in reusable boxes, laundry baskets, or reusable bags that you could use again during move-out. This can save you money and space in your room.

> *WAIT ON BIG PURCHASES*

Wait until you get to your room to make big purchases. You will be able to see how much space that you have in your room. Make sure to check out Y-Toss when you arrive to campus and purchase discounted, gently used items!

> *USE RECYCLABLE PACKAGING*

Stocking up on items for your room that are disposable? Purchase items that are packaged in recyclable packaging (#1 or #2 plastic or cardboard packaging)

> *UTILIZE A DRYING RACK FOR YOUR CLOTHES*

Want to save some cash and help the environment? Invest in a drying rack for your clothing. Laundry costs \$1.75 per cycle. On average, this could save you \$60-\$120 per academic year.

> *INSTALL CFL OR LED BULBS IN LAMPS*

Bringing a lamp to brighten up your room? Consider using a CFL or LED bulb for your lamp. These light bulbs use up to 70% less electricity and that means less money spent on lightbulbs! Sounds like a bright idea!